

Operational Amplifier, Quad, 4 Amplifier, 160 MHz, 190 V/ μ s, 3V to 12V, SOIC, 14 Pins

Manufacturers	Analog Devices, Inc
Package/Case	SOP14
Product Type	Amplifier ICs
RoHS	Rohs
Lifecycle	



Images are for reference only

Please submit RFQ for AD8044ARZ-14 or [Email to us: sales@ovaga.com](mailto:sales@ovaga.com) We will contact you in 12 hours.

[RFQ](#)

General Description

The AD8044 is a quad low power, voltage feedback, high speed amplifier designed to operate on +3 V, +5 V or ± 5 V supplies. It has true single-supply capability with an input voltage range extending 200 mV below the negative rail and within 1 V of the positive rail.

The output voltage swing extends to within 25 mV of each rail, providing the maximum output dynamic range. Additionally, it features gain flatness of 0.1 dB to 12 MHz while offering differential gain and phase error of 0.04% and 0.22° on a single +5 V supply. This makes the AD8044 ideal for video electronics such as cameras, video switchers or any high speed portable equipment. The AD8044's low distortion and fast settling make it ideal for active filter applications.

The AD8044 offers low power supply current of 13.1 mA max and can run on a single +3.3 V power supply. These features are ideally suited for portable and battery powered applications where size and power are critical.

The wide bandwidth of 150 MHz along with 170 V/ μ s of slew rate on a single +5 V supply make the AD8044 useful in many general purpose, high speed applications where dual power supplies of up to ± 6 V and single supplies from +3 V to +12 V are needed. The AD8044 is available in 14-pin plastic DIP and SOIC.

Features

Fully Specified at +3 V, +5 V and ± 5 V Supplies

Output Swings to Within 25 mV of Either Rail

Input Voltage Range Extends 200 mV Below Ground

No Phase Reversal with Inputs 1 V Beyond Supplies

Low Power of 2.75 mA/Amplifier

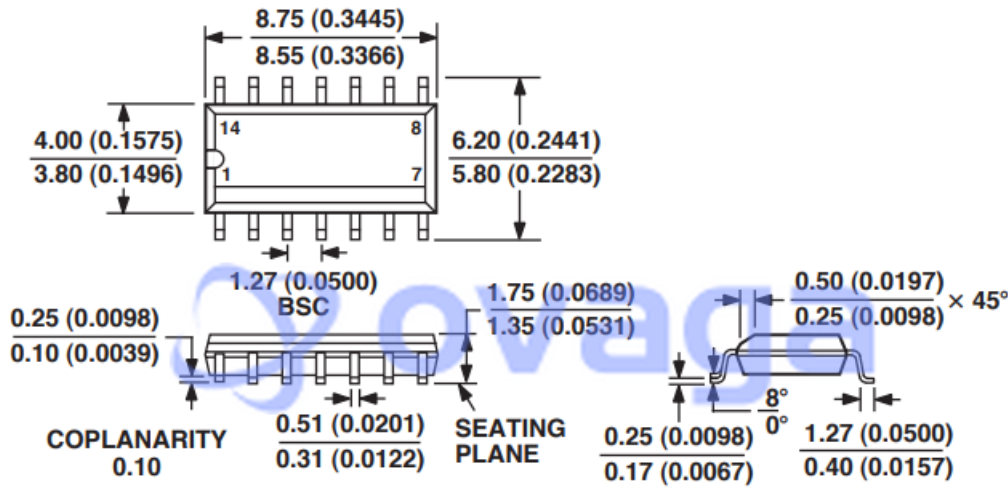
High Speed and Fast Settling on +5 V 150 MHz -3 dB Bandwidth

Good Video Specifications = +2) Gain Flatness of 0.1 dB to 12 MHz 0.06% Differential Gain Error 0.15° Differential Phase Error

Low Distortion -68 dBc Total Harmonic @ 5 MHz


Outstanding Load Drive Capability Drives 30 mA 0.5 V from Supply Rails





COMPLIANT TO JEDEC STANDARDS MS-012AB
 CONTROLLING DIMENSIONS ARE IN MILLIMETERS; INCH DIMENSIONS
 (IN PARENTHESES) ARE ROUNDED-OFF MILLIMETER EQUIVALENTS FOR
 REFERENCE ONLY AND ARE NOT APPROPRIATE FOR USE IN DESIGN

Related Products




[AD8418BRMZ-RL](#)

Analog Devices, Inc
 MSOP-8



[ADA4528-2ARMZ-R7](#)

Analog Devices, Inc
 MSOP-8



[ADA4084-2ARMZ](#)

Analog Devices, Inc
 MSOP-8



[AD8062ARMZ](#)

Analog Devices, Inc
 MSOP8



[AD8567ARUZ](#)

Analog Devices, Inc
 TSSOP-14



[AD8628AUJZ](#)

Analog Devices, Inc
 SOP23



[AD8022ARMZ](#)

Analog Devices, Inc
 MSOP-8



[AD8041AR](#)

Analog Devices, Inc
 SOP-8